



MANAPPURAM[®] FINANCE LIMITED



Make Life Easy

Ref: Sec/SE/387 /2015-16
08th July, 2015

The Manager
Dept of Corporate Relations
Bombay Stock Exchange Limited
PJ Towers, Dalal Street
Fort, 25th Floor, Mumbai- 400001

Dear Sir,

Sub: Share Holding Pattern for the quarter ended 30th June, 2015

Ref: Company Scrip Code: 531213

We enclose herewith the Share Holding Pattern of the company under clause 35 of the Listing Agreement for the quarter ended 30th June, 2015.

We request you to please take the same on your record.

Thanking You.

Yours Faithfully,
For Manappuram Finance Limited


Ramesh Periasamy
Company Secretary



CC to : National Stock Exchange of India Ltd
5th Floor, Exchange Plaza
Bandra East, Mumbai-400051

India's First Listed and Highest Credit Rated Gold Loan Company


Corporate Office : (CIN-L65910KL1992PLC006623) IV/470A (old) W638A(New), Manappuram House, Valappad, Thrissur, Kerala - 680 567, India

(1)(a) Statement showing Shareholding pattern under clause 35 of Listing Agreement.
Introductory sub-table (1)(a)

Name of the Company: MANAPPURAM FINANCE LIMITED			
Scrip Code, Name of the scrip, class of security: 531213, MANAPPFIN, Equity			
Quarter ended: 30-JUN-2015			
Partly paid-up shares:-	No. of partly paid-up shares	As a % of total no. of partly paid-up shares	As a % of total no. of shares of the company
Held by promoter/promoter group		0	0
Held by public		0	0
Total - D	0	0	0
Outstanding convertible securities:-	No. of outstanding securities	As a % of total no. of outstanding convertible securities	AS a % of total no. of shares of the company, assuming full conversion of the convertible securities
Held by promoter/promoter group		0	0
Held by public		0	0
Total - E	0	0	0
Warrants:-	No. of warrants	As a % of total no. of warrants	AS a % of total no. of shares of the company, assuming full conversion of warrants
Held by promoter/promoter group		0	0
Held by public		0	0
Total - F	0	0	0
Total paid-up capital of the company, assuming full conversion of warrants and convertible securities (Grand Total (A+B+C)+ D+E+F)			

841207136

For Manappuram Finance Limited

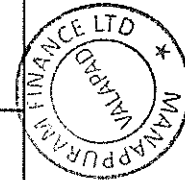


Ramesh Periasamy
 Company Secretary

Statement Showing Shareholding Pattern

Category code		Category of Shareholder	Number of Shareholders	Total number of shares	Number of shares held in dematerialized form	Total shareholding as a percentage of total number of shares	Shares Pledged of otherwise encumbered	As a percentage of pledged shares to shares held
		(II)	(III)	(IV)	(V)	(VI)	(VII)	(IX) = (VIII)/(IV) * 100
		(A)				of (A+B) ¹		
		Shareholding of Promoter and Promoter Group ²				of (A+B+C)	No. of shares	
							(VIII)	
1	Indian							
(a)	Individuals/ Hindu Undivided Family	2	270787856	270787856	32.19	32.19	3060000	1.13
(b)	Central Government/ State Government(s)				0.00	0.00		0.00
(c)	Bodies Corporate				0.00	0.00		0.00
(d)	Financial Institutions/ Banks				0.00	0.00		0.00
(e)	Any Others(Specify)				0.00	0.00		0.00
(e-i)					0.00	0.00		0.00
(e-ii)					0.00	0.00		0.00
	Sub Total(A)(1)	2	270787856	270787856	32.19	32.19	3060000	1.13
2	Foreign							
a	Individuals (Non-Residents Individuals/ Foreign Individuals)				0.00	0.00		0.00
b	Bodies Corporate				0.00	0.00		0.00
c	Institutions				0.00	0.00		0.00
d	Qualified Foreign Investor				0.00	0.00		0.00
e	Any Others(Specify)				0.00	0.00		0.00
e-i					0.00	0.00		0.00
e-ii					0.00	0.00		0.00
	Sub Total(A)(2)	0	0	0	0.00	0.00	0	0.00
	Total Shareholding of Promoter and Promoter Group (A) = (A)(1)+(A)(2)	2	270787856	270787856	32.19	32.19	3060000	1.13

For Manappuram Finance Limited




Ramesh Babu Sasamy
Company Secretary

(1)(b) Statement showing holding of securities (including shares, warrants, convertible securities) of persons belonging to the category "Promoter and Promoter Group"

Sr. No.	Name of the shareholder	Details of Shares held		Encumbered shares (*)			Details of warrants		Details of convertible securities		Total shares (including underlying shares assuming full conversion of warrants and convertible securities) as a % of diluted share capital
		Number of shares held	As a % of grand total (A)+(B)+(C)	Number of shares	As a % of pledged shares to shares held	As a % of grand total (A)+(B)+(C) of sub-clause (I)(a)	Number of warrants held	As a % total number of warrants of the same class	Number of convertible securities held	As a % total number of convertible securities of the same class	
(I)	(II)	(III)	(IV)	(V)	(VI)=(V)/(II)*100	(VII)					
1	NANDAKUMAR V P	22278778	26.48	3060000	1.37	0.36	0	0.00	0	0.00	5.71
2	SUSHAMA NANDAKUMAR	48000078	5.71	0	0.00	0.00	0	0.00	0	0.00	0.00
3			0.00		0.00	0.00	0	0.00	0	0.00	0.00
4			0.00		0.00	0.00	0	0.00	0	0.00	0.00
5			0.00		0.00	0.00	0	0.00	0	0.00	0.00
6			0.00		0.00	0.00		0.00		0.00	0.00
7			0.00		0.00	0.00		0.00		0.00	0.00
8			0.00		0.00	0.00		0.00		0.00	0.00
9			0.00		0.00	0.00		0.00		0.00	0.00
10			0.00		0.00	0.00		0.00		0.00	0.00
11			0.00		0.00	0.00		0.00		0.00	0.00
12			0.00		0.00	0.00		0.00		0.00	0.00
13			0.00		0.00	0.00		0.00		0.00	0.00
14			0.00		0.00	0.00		0.00		0.00	0.00
15			0.00		0.00	0.00		0.00		0.00	0.00
TOTAL		270787856	32.19	3060000	1.13	0.36	0	0.00	0	0.00	5.71


(*) The term "encumbrance" has the same meaning as assigned to it in regulation 28(3) of the SAST Regulations, 2011

For Mandypan

 Ramesh Prasanna
 Company Secretary



(1)(c)(i) Statement showing holding of securities (including shares, warrants, convertible securities) of persons belonging to the category "Public" and holding more than 1% of the total number of shares

Sr. No.	Name of the shareholder	Number of shares	Shares as a percentage of total number of shares (i.e., Grand Total (A)+(B)+(C) indicated in Statement at para (1)(a) above)	Details of warrants		Details of convertible securities		Total shares (including underlying shares assuming full conversion of warrants and convertible securities) as a % of diluted share capital
				Number of warrants held	As a % total number of warrants of the same class	Number of convertible securities held	% w.r.t total number of convertible securities of the same class	
1	DSP BLACKROCK MICRO CAP FUND	8723343	1.04		0.00	0.00	0.00	1.04
2	MERRILL LYNCH CAPITAL MARKETS ESPANA	15467087	1.84		0.00	0.00	0.00	1.84
3	BARING INDIA PRIVATE EQUITY FUND III	79360973	9.43		0.00	0.00	0.00	9.43
4	MORGAN STANLEY ASIA (SINGAPORE) PTE.	11868744	1.41		0.00	0.00	0.00	1.41
5	SMALLCAP WORLD FUND, INC.	53181324	6.32		0.00	0.00	0.00	6.32
6	BARING INDIA PRIVATE EQUITY FUND II	26463439	3.15		0.00	0.00	0.00	3.15
7	MOUSSEGANESH LIMITED	9064359	1.08		0.00	0.00	0.00	1.08
8	BRIC II MAURITIUS TRADING	12931619	1.54		0.00	0.00	0.00	1.54
9	THE WELLINGTON TRUST COMPANY NATIONAL ASSOCIATION	23230659	2.76		0.00	0.00	0.00	2.76
10	BEAVER INVESTMENT HOLDINGS	16647965	1.98		0.00	0.00	0.00	1.98
11	ASHISH DHAWAN	14759947	1.76		0.00	0.00	0.00	1.76
12	HUDSON EQUITY HOLDINGS LIMITED	44547446	5.30		0.00	0.00	0.00	5.30
13		0	0.00		0.00	0.00	0.00	0.000
TOTAL		316226905	37.59		0.00	0.00	0.00	37.59

For Manapyanam Finance Limited

Ramesh Periasamy
Company Secretary



